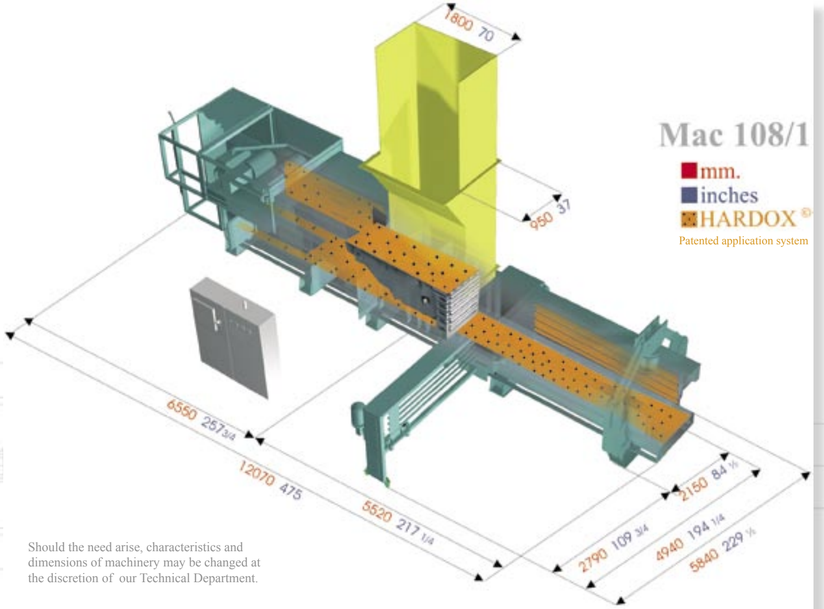

Should the need arise, characteristics and dimensions of machinery may be changed at the discretion of our Technical Department.

OCC

Plastic film

White ledger

Aluminum cans

PET bottles

ONP

MACPRESSE EUROPA S.R.L.

Balers - Conveyor belts - Shredders - Sorting plants

WWW.MACPRESSE.COM

www.danilogalleazzi.it

MAC 108/1

TECHNICAL CARD	MAC 108/1
Loading hopper	1800 x 950 mm 70" x 37"
Bale dimensions (H x W)	1100 x 1000 mm 43" x 39"
Number of wires	5
Baler weight	39.200 Kg. 86.240 Lbs
Weight of the baler with fluffer	43.700 Kg 96.140 Lbs
Main motor power	75 Kw
Maximum thrust of the trolley	120.000 Kg 265.000 Lbs
Specific pressure of the trolley	11 Kg/cm² 156 PSI
Loading volume	2 m³ 70 Cu/Ft
Cycles per minute	4

MAC 108/1

MACPRESSE EUROPA S.R.L.
Balers - Conveyor belts - Shredders - Sorting plants
Loc. S. Giuseppe 20080 Vernate - Milano - Italy
Tel. +39-02.905.24.20 - Fax +39-02.905.28.93
www.macpresse.com mail: info@macpresse.com



Soundproofing and dust-protection cabin.



Side inspection and maintenance doors.



Details of hydraulic power units.

Patented binding unit.

Diagram showing electric consumption during cutting phase.

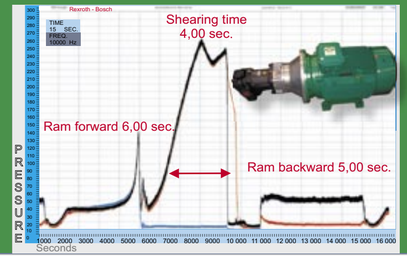

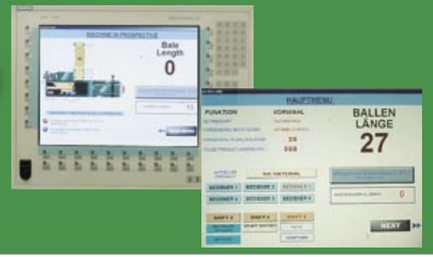

Siemens ® PC diagnostic.

Fluffer.



BALE DIMENSIONS

Bale dimensions have been designed to maximize loading for export containers, trucks, and rail transport.

STRUCTURE

The MAC 108/1 baler frame is exceptionally heavy and is designed far beyond the requirements for the total thrust gene - rated by the main cylinder. Steel channel beams and thick steel plates are used for the basic frame. Additionally, HARDOX 500 liner plates are bolted onto this frame, providing replacement liners on the floor, side-walls, and top of the extrusion chamber. Liners are also bolted onto the top, bottom, and face of the compaction trolley.

COMPACTION TROLLEY

The compaction trolley or ram is exceptionally heavy. It is built with thick steel alloy plates reinforced with structural steel and gussets to withstand the high forces generated by the main piston and hydraulic circuit. The trolley is guided by large steel rollers on each side, the top and rear to prevent movement during compaction. The ram travels on large heat-treated steel wheels attached to a solid steel axle. Wheels have sealed bearings with accessible grease fittings. The faceplate of the ram has optional hinged steel covers to prevent debris from entering the tying tunnels. A steel scrapper is attached to the rear of the ram to prevent material from collecting under the trolley or ram. Large slots are built behind the ram face allowing the tying needles to slide through easily and efficiently.

HYDRAULIC POWER UNIT

The MAC 108/1 hydraulic system is comprised of a high efficiency electric motor and a variable flow piston pump. Variable flow piston pumps are utilized because of their efficiencies, providing reduced electrical consumption, and the hydraulic pressure is regulated on demand. These pumps automatically adjust flow of the hydraulic fluid according to the resistance of materials being processed. This design reduces electrical consumption, giving Macpresse balers the highest efficiency and lowest cost per ton for electrical usage.

OPERATING PRINCIPLES

The MAC 108/1 hydraulic circuit is extremely efficient. Only highly efficient motors and the latest technology in pumps are used to ensure the lowest possible electrical consumption.

The main cylinder operates independently from the counter pressure circuit. The wire tying system is operated by an electro-mechanical design. The operating advantages are maximum efficiency and high hourly production. Thanks to over 30 years of experience in the production of high volume baling presses, the MAC 108/1 baling system is one of the most advanced today.

ANTI-JAMMING SYSTEM

Jams are easily avoided or overcome by the special hydraulic circuit design. When an overcharged hopper condition exists, simply push a button and the counter pressure is relaxed, eliminating tension in the chamber and allowing the main cylinder to push material forward. The system automatically returns to the previously pressure set position.

BINDING UNIT

The wire-tying unit is designed and patented by Macpresse. This tying unit is the most reliable in the industry. It is heavily constructed using high tensile steel components and waterproof bearings. The needles deliver the wire into the tying unit on the opposite side of the baling press. The wire is positively positioned into the tying unit to receive the wire and perform the twisting and cutting functions. All wires are tied simultaneously, reducing the tying time for each bale.

The Macpresse patented tying unit rotates away from the baler frame 90 degrees for easy cleaning and maintenance.